

INVERTER Wall Mounted

Thin & Slim Design with High COP & Powerful Heating















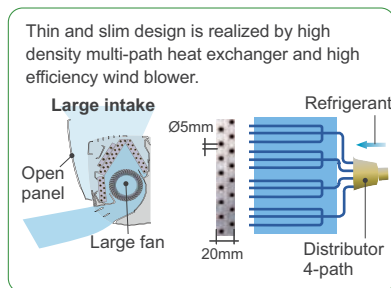





Wireless R.C. For ASYG09LT For ASYG12LT

CLASS A **CLASS A**
ASYG09LT NEW ASYG12LT NEW

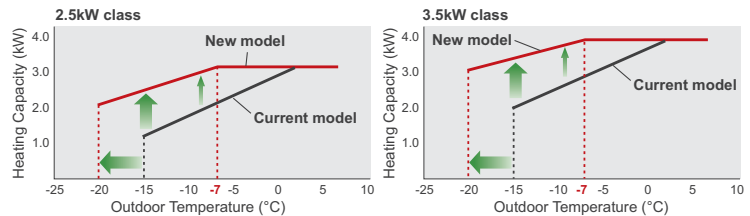
Thin & Slim Design



Slimness **185 mm**

Powerful Heating

Heating capacity was improved at low outdoor temperature. Rated heating capacity is maintained even at -7°C outdoor temperature. This new model can operate even at -20°C low outdoor temperature.



Powerful Operation Mode

20 minutes continuous operation by maximum airflow and maximum compressor speed is possible. Rapid cooling and heating makes the room comfortable quickly.

Specifications

Model No.	Indoor unit		ASYG09LT	ASYG12LT
	Outdoor unit		AOYG09LT	AOYG12LT
Power Source	V/Ø/Hz		230/1/50	230/1/50
Capacity	Cooling	kW	2.5	3.5
	Heating	kW	3.2	4.0
Input Power	Cooling/Heating		0.530/0.675	0.850/0.945
EER - Energy Class	Cooling		4.72-A	4.12-A
COP - Energy Class	Heating		4.74-A	4.23-A
Running Current	Cooling/Heating		*	*
Moisture Removal	l/h		*	*
Noise (Indoor)	Cooling	H/M/L/Q/SQ	42/21	43/21
Noise (Outdoor)	Cooling		50	48
Airflow Rate (High)	Indoor / Outdoor		*	*
	mm		282x870x185	282x870x185
Net Dimension H x W x D	Indoor	kg(lbs)	9.5	9.5
		mm	540x790x290	620x790x298
	Outdoor	mm	35	40
		kg(lbs)		
Piping Connections (Small / Large)	mm		6.35/9.52	6.35/9.52
Drain Pipe Diameter (Inner/Outer)	mm		16/29	16/29
Max Pipe Length (Chargeless)	m		20(15)	20(15)
Max Height Difference	m		15	15
Operation Range	Cooling	°CDB	-10~43	-10~43
	Heating	°CDB	-20~24	-20~24
Refrigerant			R410A	R410A

*: Data were not available at time of publication.

Energy Saving Control

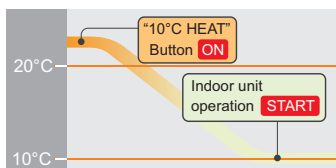
Human sensor catches movements of people in a room, and operates with lower capacity when the room is empty. When people come back to the room, it automatically returns to previous operating mode.

Energy saving operation by detecting someone's movement



10°C HEAT Operation *Only available with Wireless RC.

The room temperature can be set to go no lower than 10°C, thus ensuring that the room does not get too cold when not occupied



Caution

•When the room temperature is higher than 10°C, "10°C HEAT" operation does not start. Operation starts and maintains the room temperature at 10°C for 48 hours when the temperature drops below 10°C.

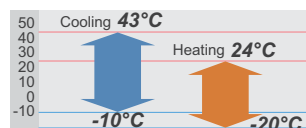
•When "10°C HEAT" operation stops, the room set temperature quickly returns to the preset temperature.

3 Mode Timer (Weekly/Program/Sleep)

Weekly timer can be easily set by wireless remote controller. ON, OFF can be set up to 4 times in 1 day and up to 28 times in 1 week. For other modes, program timer and sleep timer can be also selected by one push.

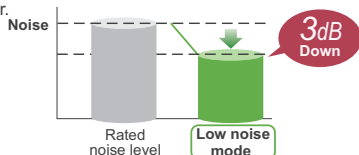


Low Ambient Operation



Low Noise Mode for Outdoor Unit

Low noise mode of outdoor unit can be selected by wireless remote controller.

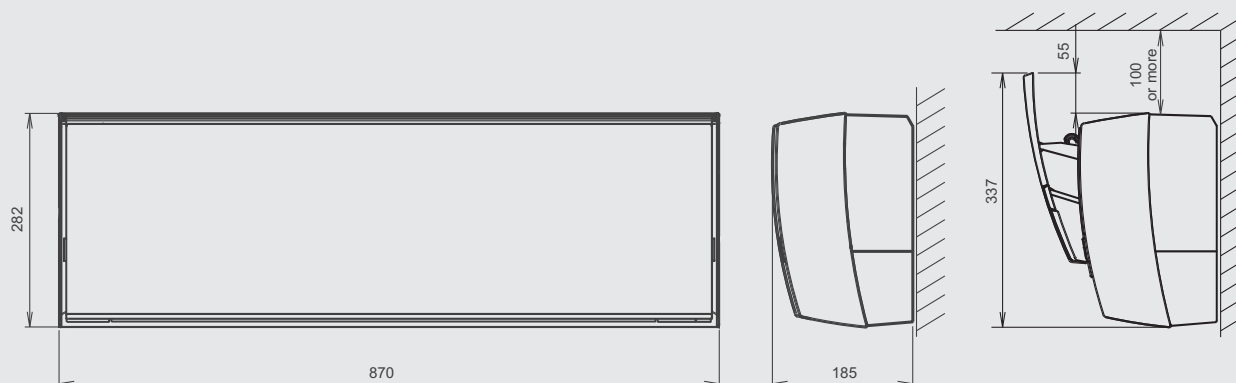


Optional parts

- Wired Remote Controller: UTY-XCBXF
- Communication Kit: UTY-XCLXZ1
- External Connect Kit: UTY-XWZX

Dimensions Models: ASYG09LT / ASYG12LT

(Unit : mm)



INVERTER Wall Mounted



CLASS **A**
ASYG07LU **NEW**



CLASS **A**
ASYG09LU **NEW**



CLASS **A**
ASYG12LU **NEW**



CLASS **A**
ASYG14LU **NEW**



Wireless R.C.



For ASYG07/09LU



For ASYG12/14LU

i i-PAM (12/14)

V V-PAM (07/09)

U Up/Down

A Adjust

R Restart

A Auto Changeover

10°C HEAT

E Economy

P POWERFUL

L Low noise

S Sleep

P Program

W Weekly

F Filter

Ion

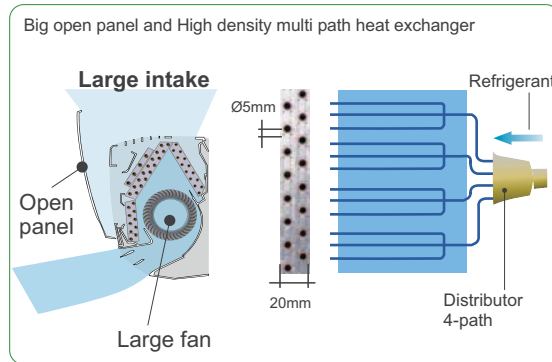
AF

Thin & Slim Design

Thin and slim design is realized by Ø5mm heat exchanger and high efficiency wind blower.



H282 X W870 X D185



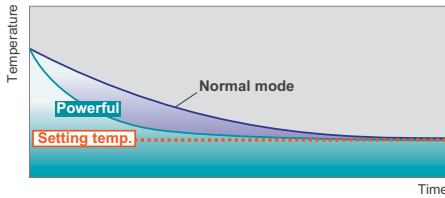
Specifications

Model No.	Indoor unit		ASYG07LT	ASYG09LT	ASYG12LT	ASYG14LT
	Outdoor unit		AOYG07LU	AOYG09LU	AOYG12LU	AOYG14LU
Power Source	V/Ø/Hz		230/1/50	230/1/50	230/1/50	230/1/50
Capacity	Cooling	kW	2.0(0.5~3.0)	2.5(0.5~3.2)	3.5(0.9~4.0)	4.2(0.9~5.0)
	Heating	kW	3.0(0.5~4.0)	3.2(0.5~4.2)	4.0(0.9~5.6)	5.4(0.9~6.0)
Input Power	Cooling/Heating	kW	0.465/0.660	0.555/0.680	0.905/0.950	1.235/1.380
EER - Energy Class	Cooling	W/W	4.3-A	4.5-A	3.87-A	3.4-A
COP - Energy Class	Heating	W/W	4.55-A	4.71-A	4.21-A	3.91-A
Running Current	Cooling/Heating	A	*	*	*	*
Moisture Removal		l/h	*	*	*	*
Noise (Indoor)	Cooling	H/M/L/Q/SQ	38/21	42/21	43/21	45/25
Noise (Outdoor)	Cooling	dB(A)	21	48	50	50
Airflow Rate (High)	Indoor / Outdoor	m³/h	*	*	*	*
Net Dimension H x W x D	Indoor	mm	282x870x185	282x870x185	282x870x185	282x870x185
		kg(lbs)	9.5	9.5	9.5	9.5
	Outdoor	mm	540x660x290	540x660x290	540x790x290	540x790x290
		kg(lbs)	23	25	33	34
Piping Connections (Small / Large)			6.35/9.52	6.35/9.52	6.35/9.52	6.35/12.7
Drain Pipe Diameter (Inner/Outer)		mm	16/29	16/29	16/29	16/29
Max Pipe Length (Chargeless)		m	20(15)	20(15)	20(15)	20(15)
Max Height Difference			15	15	15	15
Operation Range	Cooling	°CDB	-10~43	-10~43	-10~43	-10~43
	Heating	°CDB	-15~24	-15~24	-15~24	-15~24
Refrigerant			R410A	R410A	R410A	R410A

*: Data were not available at time of publication.

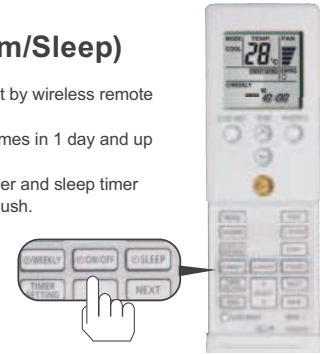
Powerful Operation

20 minutes continuous operation by maximum airflow and maximum compressor speed is possible. Rapid cooling and heating makes the room comfortable quickly.



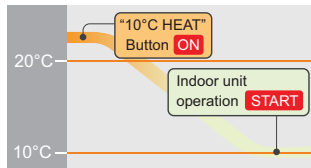
3 Mode Timer (Weekly/Program/Sleep)

Weekly timer can be easily set by wireless remote controller. ON, OFF can be set up to 4 times in 1 day and up to 28 times in 1 week. For other modes, program timer and sleep timer can be also selected by one push.



10°C HEAT Operation *Only available with Wireless RC.

The room temperature can be set to go no lower than 10°C, thus ensuring that the room does not get too cold when not occupied



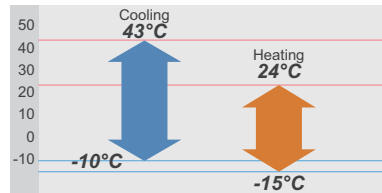
Caution
 •When the room temperature is higher than 10°C, "10°C HEAT" operation does not start. Operation starts and maintains the room temperature at 10°C for 48 hours when the temperature drops below 10°C.
 •When "10°C HEAT" operation stops, the room set temperature quickly returns to the preset temperature.

Filter sign display

Indicates the filter cleaning period by lamp.

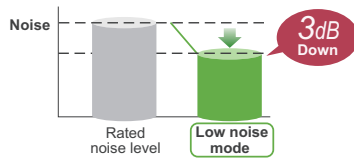


Low Ambient Operation



Low Noise Mode for Outdoor Unit

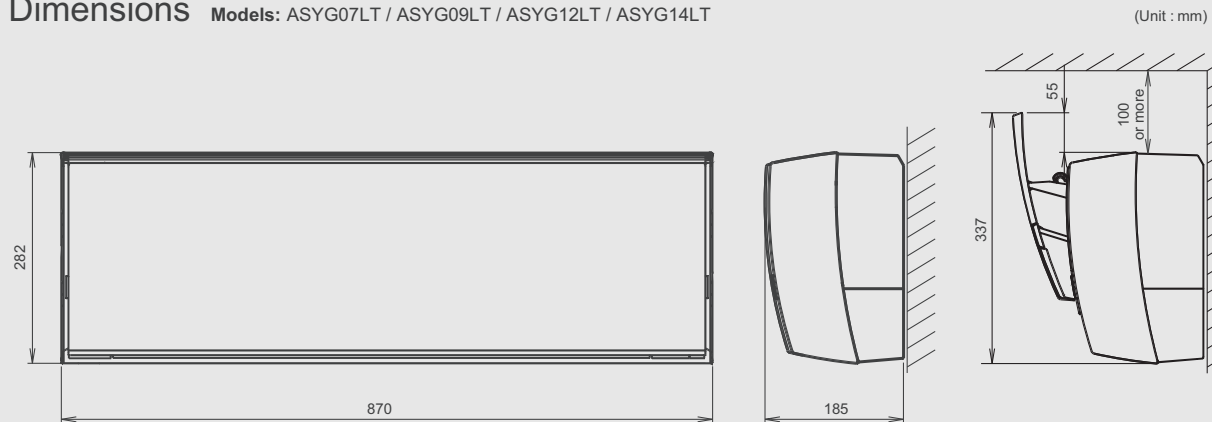
Low noise mode of outdoor unit can be selected by wireless remote controller.



Optional parts

- Wired Remote Controller: UTY-XCBXF
- Communication Kit: UTY-XCLXZ1
- External Connect Kit: UTY-XWZX

Dimensions Models: ASYG07LT / ASYG09LT / ASYG12LT / ASYG14LT



INVERTER Wall Mounted

Simple design with energy saving.




ASYG07/09/12LE



ASYG14LE



Wireless R.C.



For ASYG14LE



For ASYG07/09/12LE



ASYG07LE **NEW**



ASYG09LE **NEW**



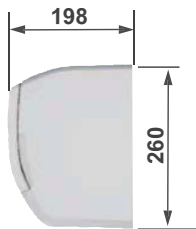
ASYG12LE **NEW**



ASYG14LE **NEW**

Compact design

Indoor unit



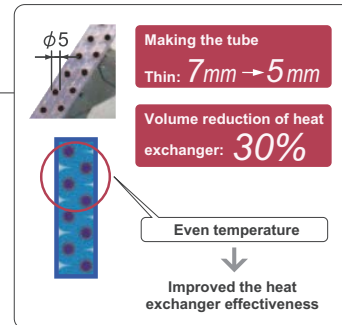
For ASYG07/09/12LE

Outdoor unit



For AOYG07/09/12LE

High density heat exchanger arrangement

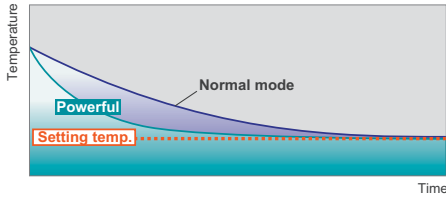


Specifications

Model No.	Indoor unit		ASYG07LE	ASYG09LE	ASYG12LE	ASYG14LE
	Outdoor unit		AOYG07LE	AOYG09LE	AOYG12LE	AOYG14LE
Power Source		V/∅/Hz	230/1/50	230/1/50	230/1/50	230/1/50
Capacity	Cooling	kW	2.1	2.5	3.4	4.0
	Heating	kW	3.0	3.2	4.0	5.0
Input Power	Cooling/Heating	kW	0.47/0.66	0.64/0.75	0.91/0.98	1.11/1.31
EER - Energy Class	Cooling	W/W	4.47-A	3.94-A	3.74-A	3.62-A
COP - Energy Class	Heating	W/W	4.55-A	4.27-A	4.08-A	3.83-A
Running Current	Cooling/Heating	A	2.3/3.2	3.2/3.6	4.3/4.4	5.2/6.3
Moisture Removal		l/h	1.0	1.3	1.8	2.1
Noise (Indoor)	Cooling	H/M/L/Q	43/38/33/21	43/38/33/21	43/38/33/21	44/40/33/25
Noise (Outdoor)	Cooling	dB(A)	45	45	48	49
Airflow Rate (High)	Indoor / Outdoor	m ³ /h	710	710	710	750
Net Dimension H x W x D	Indoor	mm	260X790X198	260X790X198	260X790X198	280X790X203
		kg(lbs)	7.5	7.5	7.5	8.0
	Outdoor	mm	540X660X290	540X660X290	540X660X290	540X790X290
		kg(lbs)	25	25	32	35
Piping Connections (Small / Large)		mm	6.35/9.52	6.35/9.52	6.35/9.52	6.35/12.7
Drain Pipe Diameter (Inner/Outer)		mm	16/29	16/29	16/29	16/29
Max Pipe Length (Chargeless)		m	20(15)	20(15)	20(15)	20(15)
Max Height Difference		m	15	15	15	15
Operation Range	Cooling	°CDB	-10~46	-10~46	-10~46	-10~46
	Heating	°CDB	-15~24	-15~24	-15~24	-15~24
Refrigerant			R410A	R410A	R410A	R410A

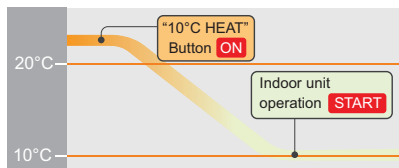
Powerful Operation

20 minutes continuous operation by maximum airflow and maximum compressor speed is possible. Rapid cooling and heating makes the room comfortable quickly.



10°C HEAT Operation *Only available with Wireless RC.

The room temperature can be set to go no lower than 10°C, thus ensuring that the room does not get too cold when not occupied

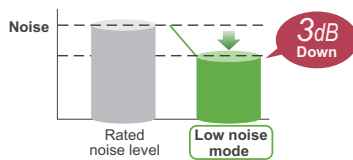


Caution

- When the room temperature is higher than 10°C, "10°C HEAT" operation does not start. Operation starts and maintains the room temperature at 10°C for 48 hours when the temperature drops below 10°C.
- When "10°C HEAT" operation stops, the room set temperature quickly returns to the preset temperature.

Low Noise Mode for Outdoor Unit

Low noise mode of outdoor unit can be selected by wireless remote controller.



Easy maintenance

Removable & washable panel



Filter sign display

Indicates the filter cleaning period by lamp.

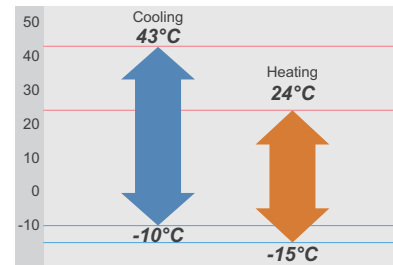
Quiet operation

Cooling mode (07/09/12TYPE)

Fan speed
Quiet

Noise level
21dB(A)

Low ambient operation



Optional parts

Wired Remote Controller: UTB-YUD

Communication Kit: UTY-XCBXE

External Connect Kit: UTY-XWZX

Dimensions Models: ASYG07LE / ASYG09LE / ASYG12LE / ASYG14LE

(Unit : mm)

